



— DRIVING THE NEW —

INVESTOR PRESENTATION  
May 2025



This presentation and the accompanying slides (the “Presentation”), has been prepared by Uno Minda Limited (the “Company”), solely for information purposes and do not constitute any offer, recommendation or invitation to purchase or subscribe for any securities, and shall not form the basis or be relied on in connection with any contract or binding commitment whatsoever. No offering of securities of the Company will be made except by means of a statutory offering document containing detailed information about the Company.

This Presentation has been prepared by the Company based on information and data which the Company considers reliable, but the Company makes no representation or warranty, express or implied, whatsoever, and no reliance shall be placed on, the truth, accuracy, completeness, fairness and reasonableness of the contents of this Presentation. This Presentation may not be all inclusive and may not contain all of the information that you may consider material. Any liability in respect of the contents of, or any omission from, this Presentation is expressly excluded.

Certain matters discussed in this Presentation may contain statements regarding the Company’s market opportunity and business prospects that are individually and collectively forward-looking statements. Such forward-looking statements are not guarantees of future performance and are subject to known and unknown risks, uncertainties and assumptions that are difficult to predict. These risks and uncertainties include, but are not limited to, the performance of the Indian economy and of the economies of various international markets, the performance of the auto ancillary industry in India and world-wide, competition, the company’s ability to successfully implement its strategy, the Company’s future levels of growth and expansion, technological implementation, changes and advancements, changes in revenue, income or cash flows, the Company’s market preferences and its exposure to market risks, as well as other risks. The Company’s actual results, levels of activity, performance or achievements could differ materially and adversely from results expressed in or implied by this Presentation. The Company assumes no obligation to update any forward-looking information contained in this Presentation. Any forward-looking statements and projections made by third parties included in this Presentation are not adopted by the Company and the Company is not responsible for such third-party statements and projections.

# CONTENT

---

<b>01.</b>	Industry Highlights	04
<b>02.</b>	Operational Highlights	05
<b>03.</b>	Financial Highlights	07
<b>04.</b>	Business Review	10
<b>05.</b>	Annexures	22
<b>06.</b>	Overview: Uno Minda Group	25



# INDUSTRY HIGHLIGHTS FOR Q4 FY25

## Auto Industry growth across all Segments

Growth in 2W segment by 6% with rising rural demand

PV & CV segment grows by 5% & 3% resp. with continued infrastructure led momentum and expansion of e-commerce sector

## e-2W Registration achieved 1 Mn milestone

e-2W registration crossed 1 Mn nos first time with sales at 1.14 Mn units for FY 25, YoY growth of 22%

## European Auto Industry continue to face headwinds

The European auto industry continues to face headwinds with cheaper imports and high production cost in region

## India UK FTA may provide new opportunity

Reduction of duties to near 0% by UK on goods imported from India including auto components present new market for Indian auto comp Industry



# KEY OPERATIONAL HIGHLIGHTS FOR Q4 FY25

## Additional capacity of AW2W plant at Supa for 2 mn p.a. commissioned

Commercial production of additional capacity of 2 Mn pa wheels at 2W alloy wheel plant at Supa commissioned

Total installed capacity now reach 8 Mn wheels pa

## Expansion of AW2W facility at Bawal

Board approved Capex for expansion of 2WAW capacity by additional 1.5 Mn pa at Bawal, Haryana  
Expected SOP Q2 FY27

## AW4W 30k facility commissioned

30K wheels per month facility of Alloy Wheel four wheeler at Bawal commissioned its commercial production

## Partnership with Inovance transitioned to Joint venture

TLA with Inovance transitioned to Joint venture with Uno Minda holding a 70% majority stake  
Inovance investment in JV is subject to regulatory approvals

## Greenfield project for EV Powertrain products for 4W

Board approved setting up of Greenfield plant for EV Powertrain products at Khed city, Pune with estimated capex of Rs 423 Crores.

Phase 1 expected to be commissioned by Q2 FY27

## Consolidation of 2W Lighting plant at north locations

Lighting plants at Sonipat and Bahadurgarh for 2W at different locations to be consolidated at Kharkhoda leading to operational efficiency and catering to future growth



# FINANCIAL INFORMATION & RECENT UPDATES

# KEY FINANCIAL HIGHLIGHTS FOR THE QUARTER

**Group Revenues (Including JVs and Associates) (Unaudited)** higher by 17% Y-o-Y

**Rs 5,531 Cr**

for the quarter

**EBITDA** higher by 11% Y-o-Y to

**Rs 527 Cr**

for the quarter

**PAT (UML share excluding exceptional income)** increased by 1% on Y-o-Y basis

**Rs 266 Cr**

for the quarter

**Consolidated Revenues** increased by 19% Y-o-Y to

**Rs 4,528 Cr**

for the quarter

**EBITDA margin** at

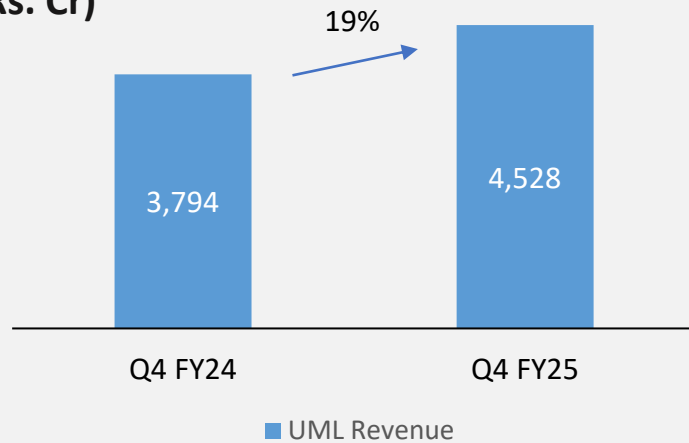
**at 11.6%**

for the quarter

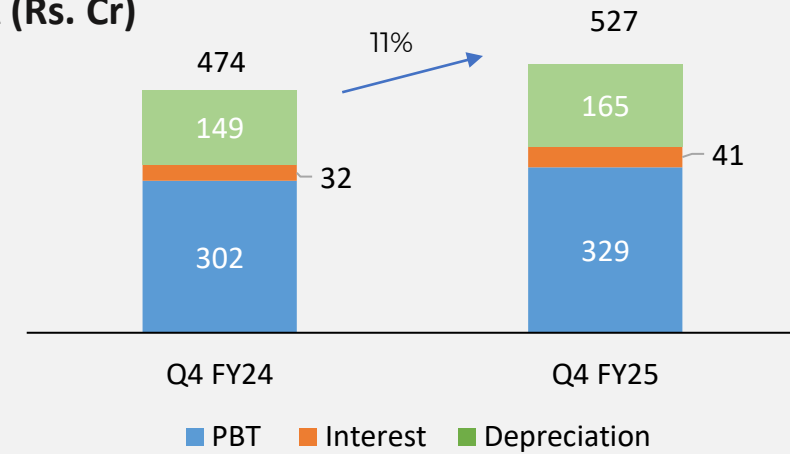


# CONSOLIDATED FINANCIAL HIGHLIGHTS – Q4 FY25

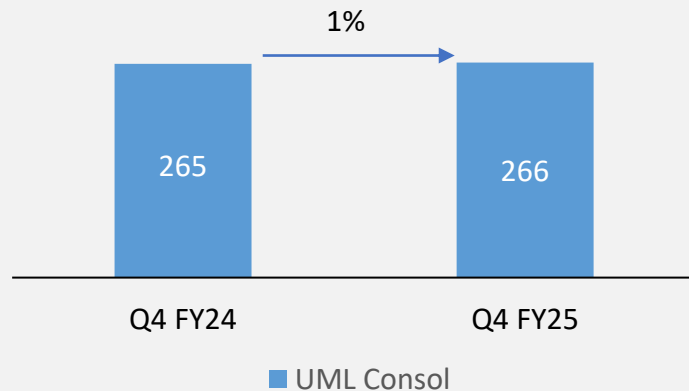
## Revenue (Rs. Cr)



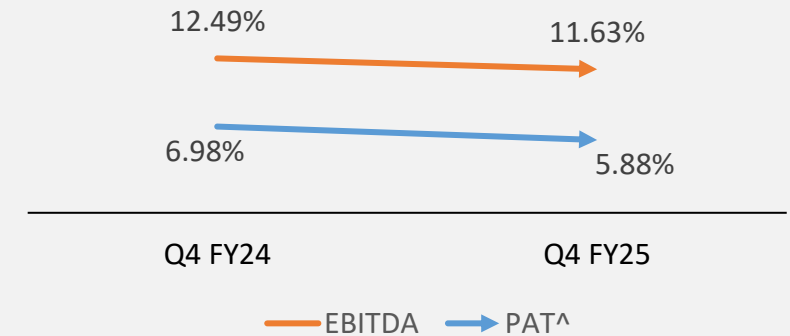
## EBITDA (Rs. Cr)



## PAT\* (Rs. Cr)



## Margin (%)



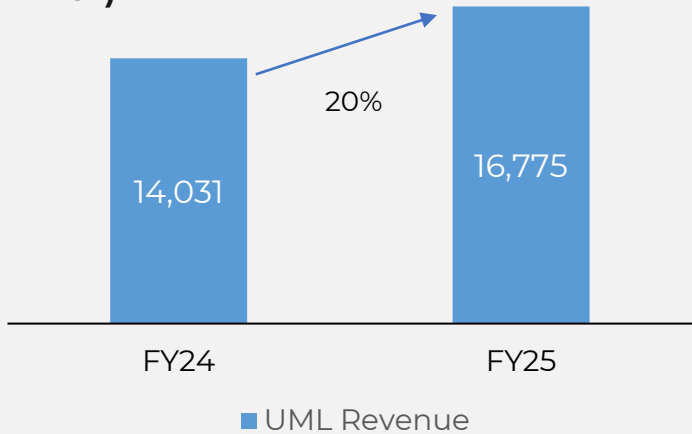
\*PAT UML Share excluding exceptional income

^PAT UML share excluding exceptional income

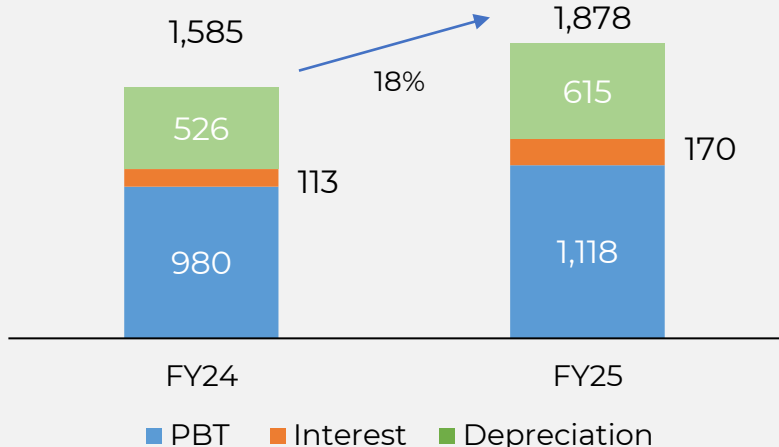


# CONSOLIDATED FINANCIAL HIGHLIGHTS – FY25

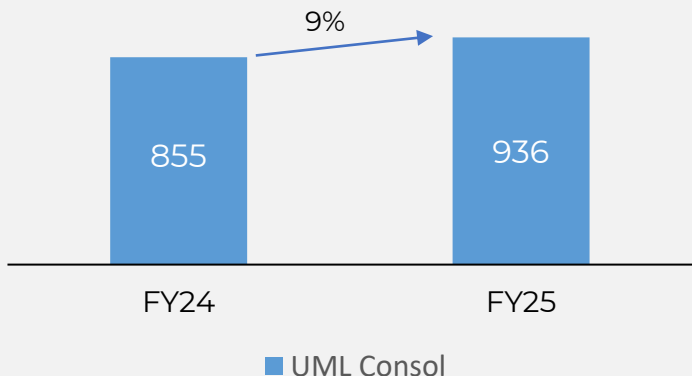
Revenue (Rs. Cr)



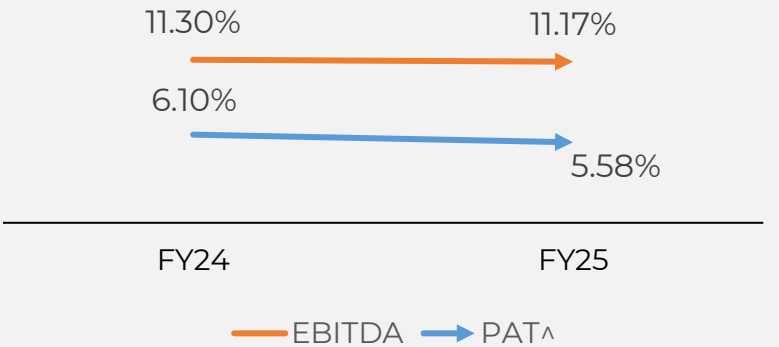
EBITDA (Rs. Cr)



PAT\* (Rs. Cr)



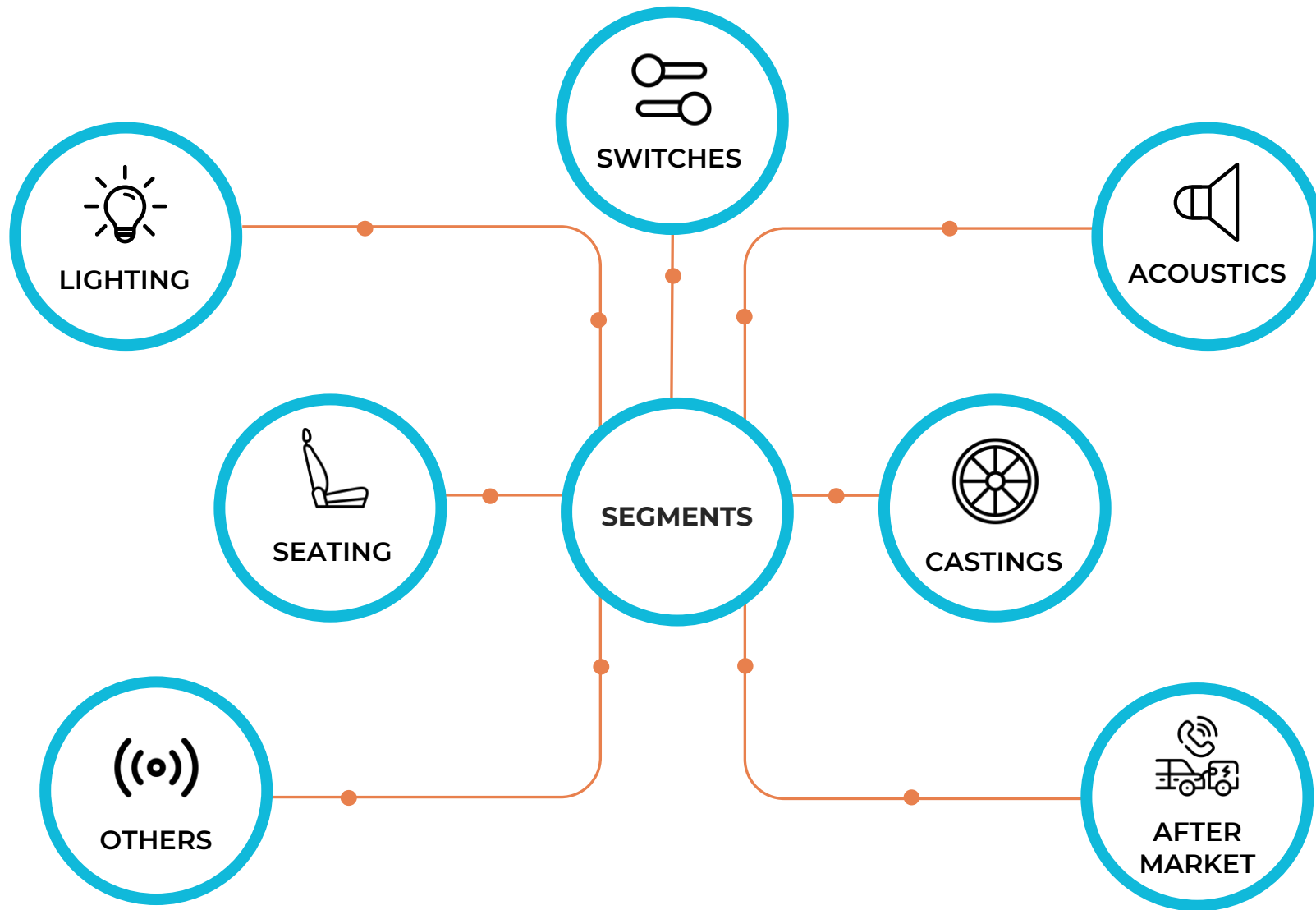
Margin (%)



\*PAT UML Share excluding exceptional income

^PAT UML share excluding exceptional income

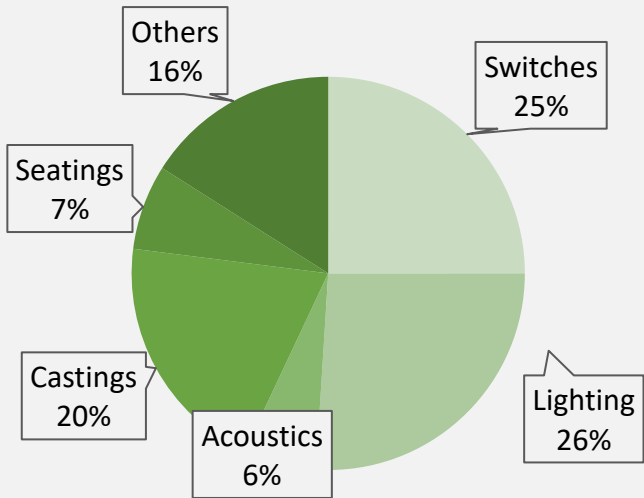
# BUSINESS REVIEW



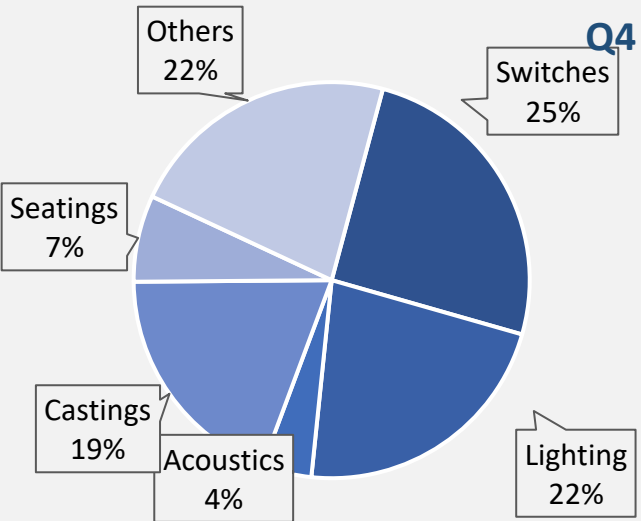
# DIVISION-WISE REVENUE MIX

Quarter

Q4 FY24 (%)

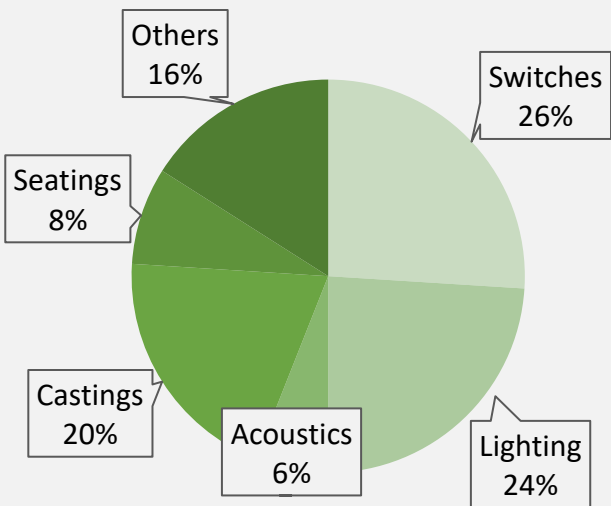


Q4 FY25 (%)

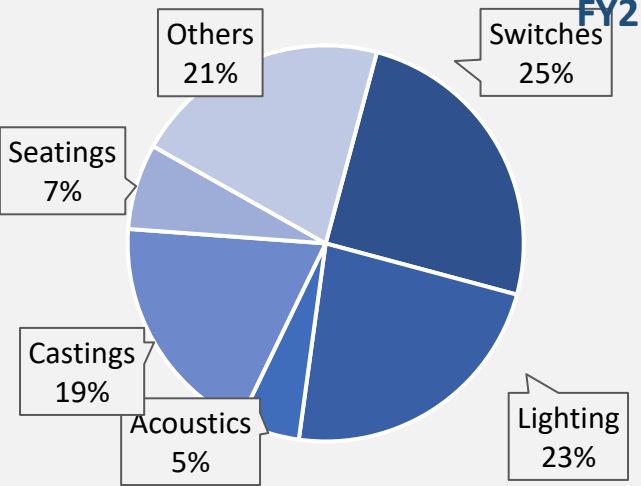


Year

FY24 (%)






FY25 (%)


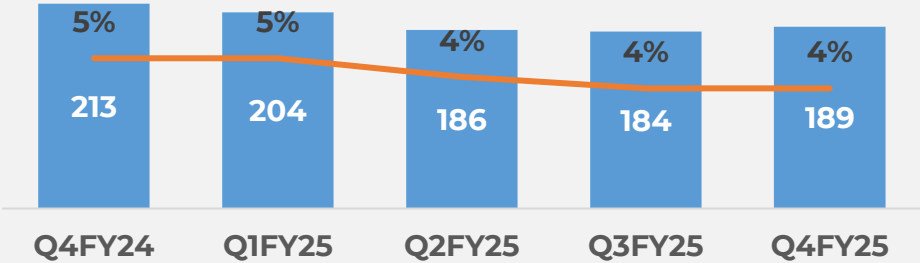

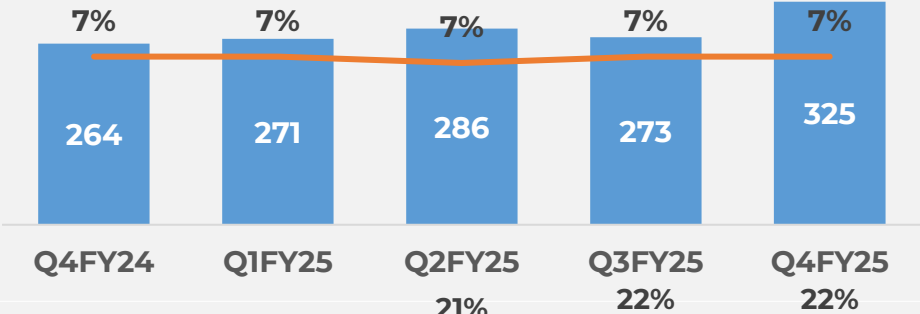

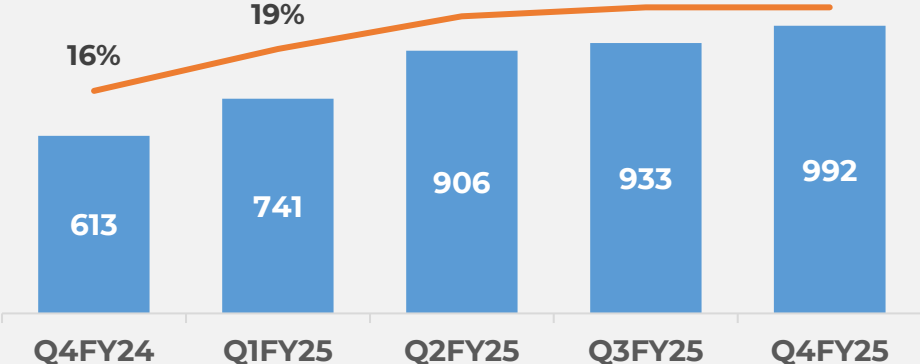




# BUSINESS REVIEW

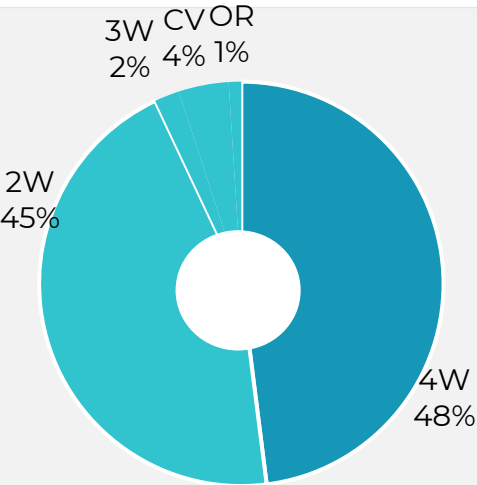
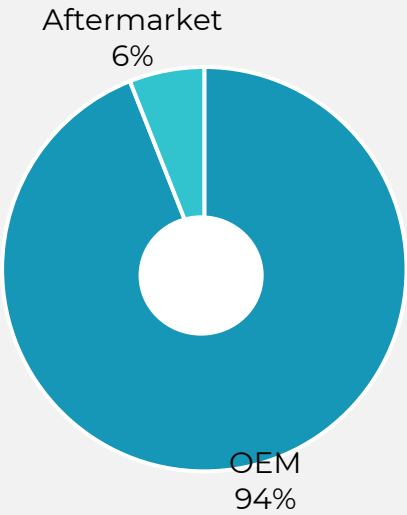
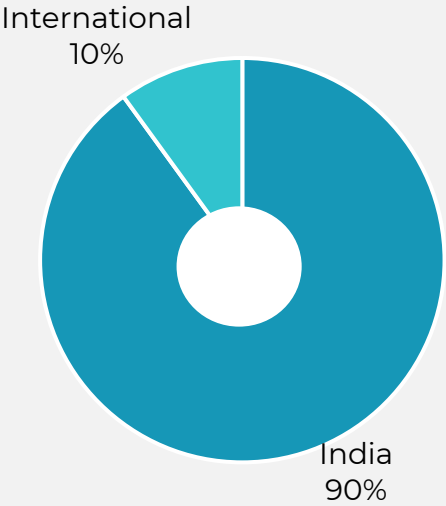
Product Segment	Revenue Growth ( Figures in Rs. Cr)					Key updates
 Switches	25%	25%	25%	25%	25%	<ul style="list-style-type: none"> <li>Increase in no of switches driving 4W Switch growth</li> <li>Exports of 2W Switches continued its growth</li> </ul>
	963	958	1057	1045	1144	
 Lighting	26%	24%	23%	24%	22%	<ul style="list-style-type: none"> <li>Commenced Greenfield 4W lighting plant project at Khed City Pune.</li> <li>Order for Lamps for an Autonomous Robotaxi being developed by a leading American technology company</li> </ul>
	972	894	970	982	1018	
 Castings	20%	20%	20%	18%	19%	<ul style="list-style-type: none"> <li>AW2W: Capacity Enhancement from 6 MPA to 8 MPA completed</li> <li>Announced capex for additional 1.5 MPA AW2W at Bawal</li> <li>AW4W 30K capacity commissioned in Q4FY25</li> <li>First Phase of Kharkhoda AW4W to commence in Q2FY26</li> </ul>
	770	750	842	768	860	
<div> <div></div> Revenue           <div></div> Revenue Share         </div>						

# BUSINESS REVIEW

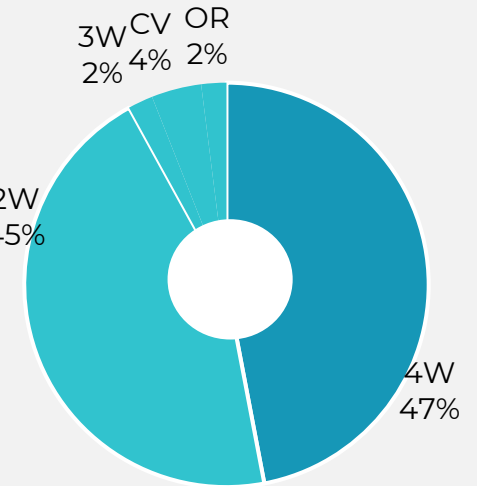
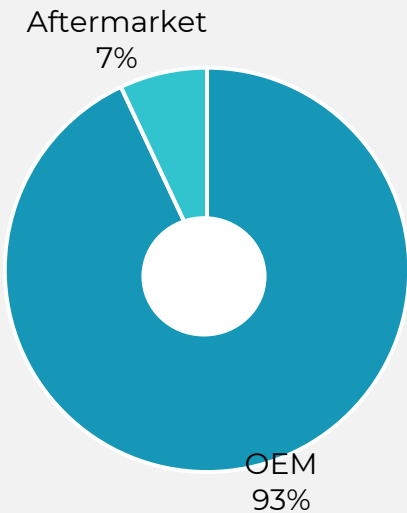
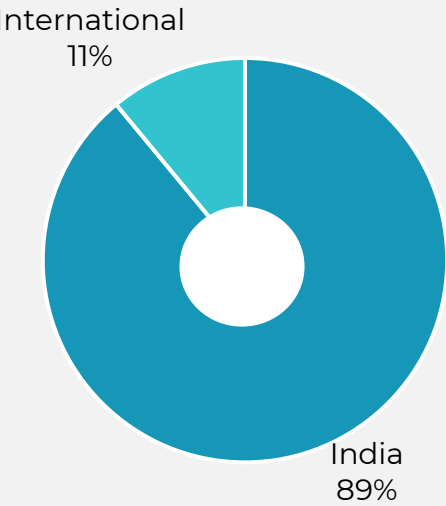
Product Segment	Revenue Growth (Figures in Rs. Cr)	Key updates																		
 Acoustic	 <table><thead><tr><th>Quarter</th><th>Revenue (Rs. Cr)</th><th>Revenue Share (%)</th></tr></thead><tbody><tr><td>Q4FY24</td><td>213</td><td>5%</td></tr><tr><td>Q1FY25</td><td>204</td><td>5%</td></tr><tr><td>Q2FY25</td><td>186</td><td>4%</td></tr><tr><td>Q3FY25</td><td>184</td><td>4%</td></tr><tr><td>Q4FY25</td><td>189</td><td>4%</td></tr></tbody></table>	Quarter	Revenue (Rs. Cr)	Revenue Share (%)	Q4FY24	213	5%	Q1FY25	204	5%	Q2FY25	186	4%	Q3FY25	184	4%	Q4FY25	189	4%	<ul style="list-style-type: none"><li>Headwinds in European Auto market adversely impacting our European subsidiary Clarton Horn operations</li></ul>
Quarter	Revenue (Rs. Cr)	Revenue Share (%)																		
Q4FY24	213	5%																		
Q1FY25	204	5%																		
Q2FY25	186	4%																		
Q3FY25	184	4%																		
Q4FY25	189	4%																		
 Seating	 <table><thead><tr><th>Quarter</th><th>Revenue (Rs. Cr)</th><th>Revenue Share (%)</th></tr></thead><tbody><tr><td>Q4FY24</td><td>264</td><td>7%</td></tr><tr><td>Q1FY25</td><td>271</td><td>7%</td></tr><tr><td>Q2FY25</td><td>286</td><td>7%</td></tr><tr><td>Q3FY25</td><td>273</td><td>7%</td></tr><tr><td>Q4FY25</td><td>325</td><td>7%</td></tr></tbody></table>	Quarter	Revenue (Rs. Cr)	Revenue Share (%)	Q4FY24	264	7%	Q1FY25	271	7%	Q2FY25	286	7%	Q3FY25	273	7%	Q4FY25	325	7%	<ul style="list-style-type: none"><li>Growth driven by supplies of pneumatic seats and bus passenger seats in domestic market</li><li>European Agricultural Vehicles business remains challenging adversely impacting exports</li></ul>
Quarter	Revenue (Rs. Cr)	Revenue Share (%)																		
Q4FY24	264	7%																		
Q1FY25	271	7%																		
Q2FY25	286	7%																		
Q3FY25	273	7%																		
Q4FY25	325	7%																		
 Others	 <table><thead><tr><th>Quarter</th><th>Revenue (Rs. Cr)</th><th>Revenue Share (%)</th></tr></thead><tbody><tr><td>Q4FY24</td><td>613</td><td>16%</td></tr><tr><td>Q1FY25</td><td>741</td><td>19%</td></tr><tr><td>Q2FY25</td><td>906</td><td>21%</td></tr><tr><td>Q3FY25</td><td>933</td><td>22%</td></tr><tr><td>Q4FY25</td><td>992</td><td>22%</td></tr></tbody></table>	Quarter	Revenue (Rs. Cr)	Revenue Share (%)	Q4FY24	613	16%	Q1FY25	741	19%	Q2FY25	906	21%	Q3FY25	933	22%	Q4FY25	992	22%	<ul style="list-style-type: none"><li>New orders for e-2W chargers, Wireless chargers, Temperature sensors</li></ul>
Quarter	Revenue (Rs. Cr)	Revenue Share (%)																		
Q4FY24	613	16%																		
Q1FY25	741	19%																		
Q2FY25	906	21%																		
Q3FY25	933	22%																		
Q4FY25	992	22%																		

# REVENUE BREAKUP

Quarter



Year



Geography-wise Breakup

Channel-wise Breakup

Segment-wise Breakup



# AFTERMARKET- EXPANDING B2C BUSINESS

## Key Highlights

- Revenue of Rs. 279 Cr during the quarter
- Leadership position in major products categories
- Strong brand recall with loyal customer base

**6,500+ SKUs**

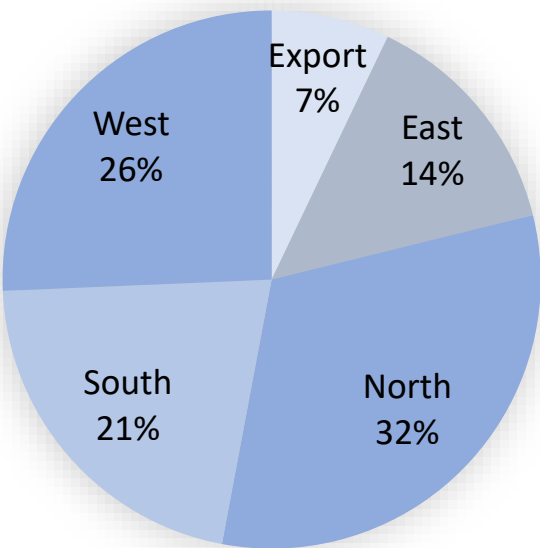
Switches, Horns, Lightings, Batteries, Filter, Indicator, Bulbs, RVMs, Braking, Shocks & struts and Accessories

**150,000+**  
Workshops

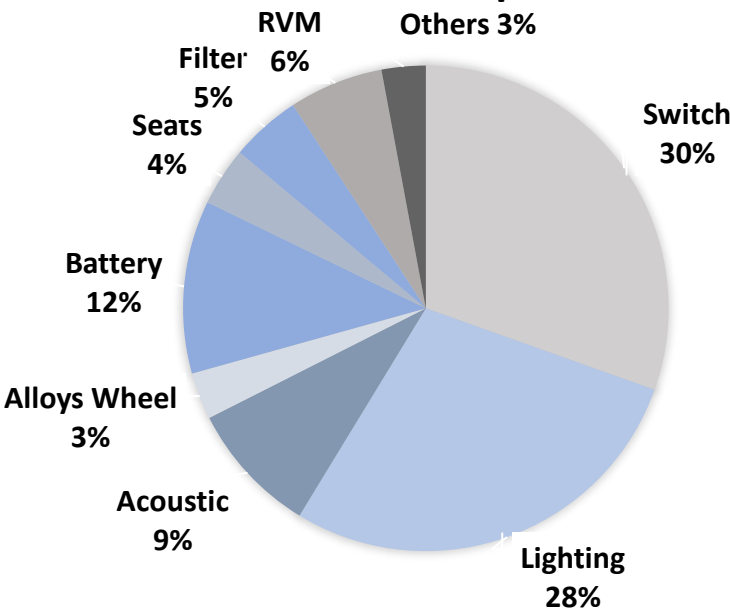
**6 Export Regions**

Exporting to SAARC, ASEAN, EU, LATAM, MENA & Africa

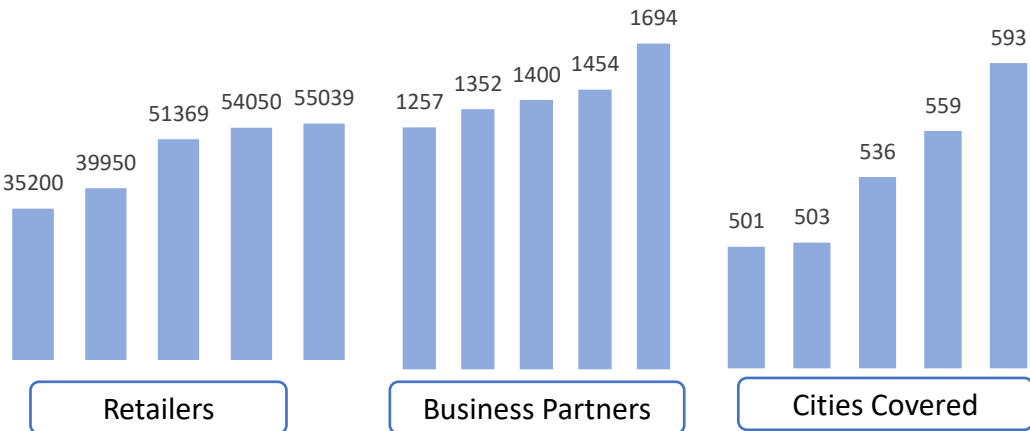
## Geographical Breakup



## Parts Breakup



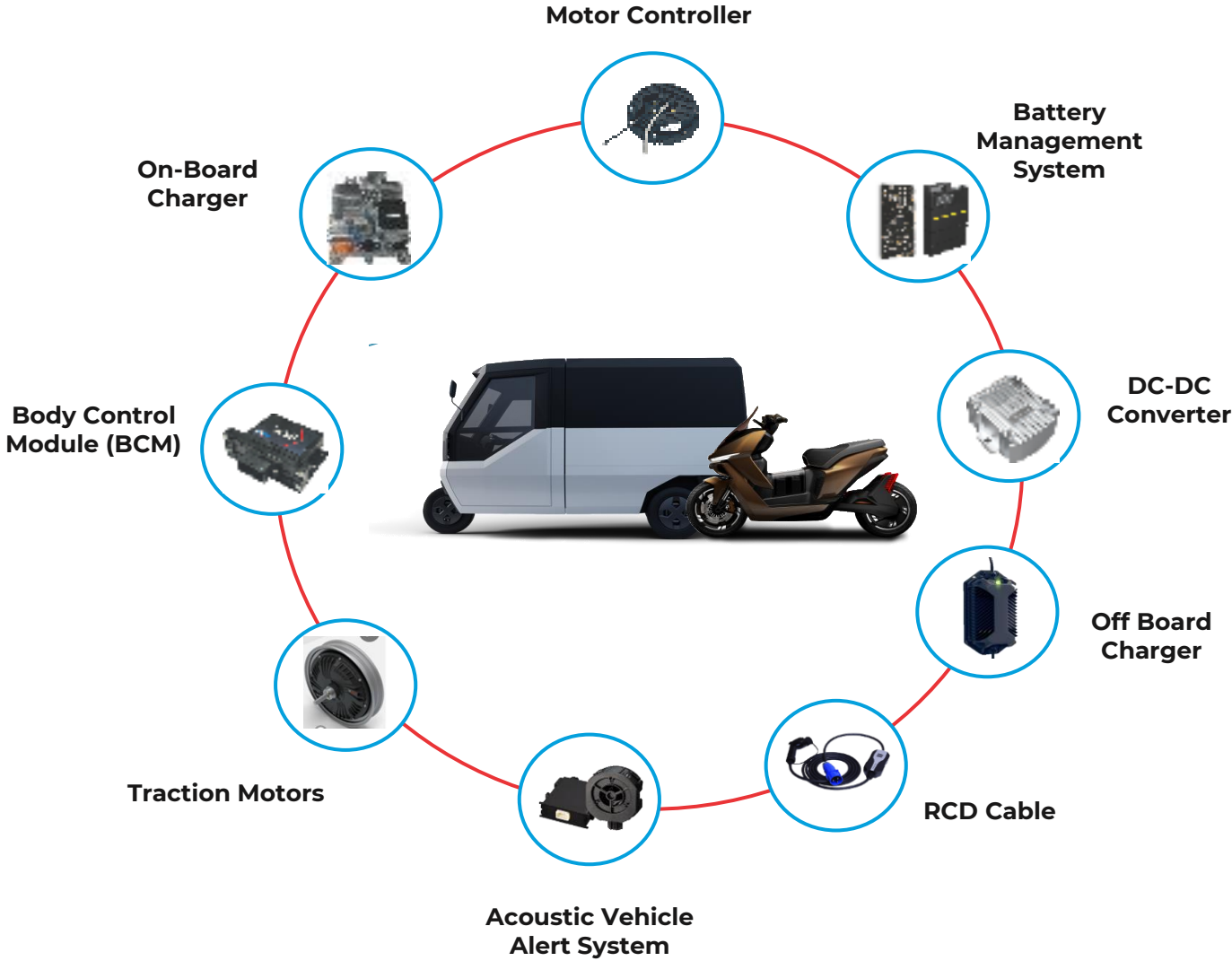
## Expanding Network



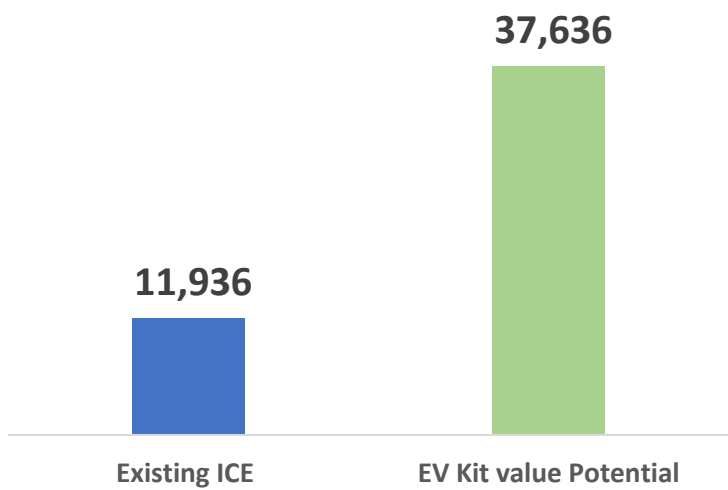
Note – Data from FY21 – FY25

# UNO MINDA's EV PRODUCT PORTFOLIO (2W & 3W)

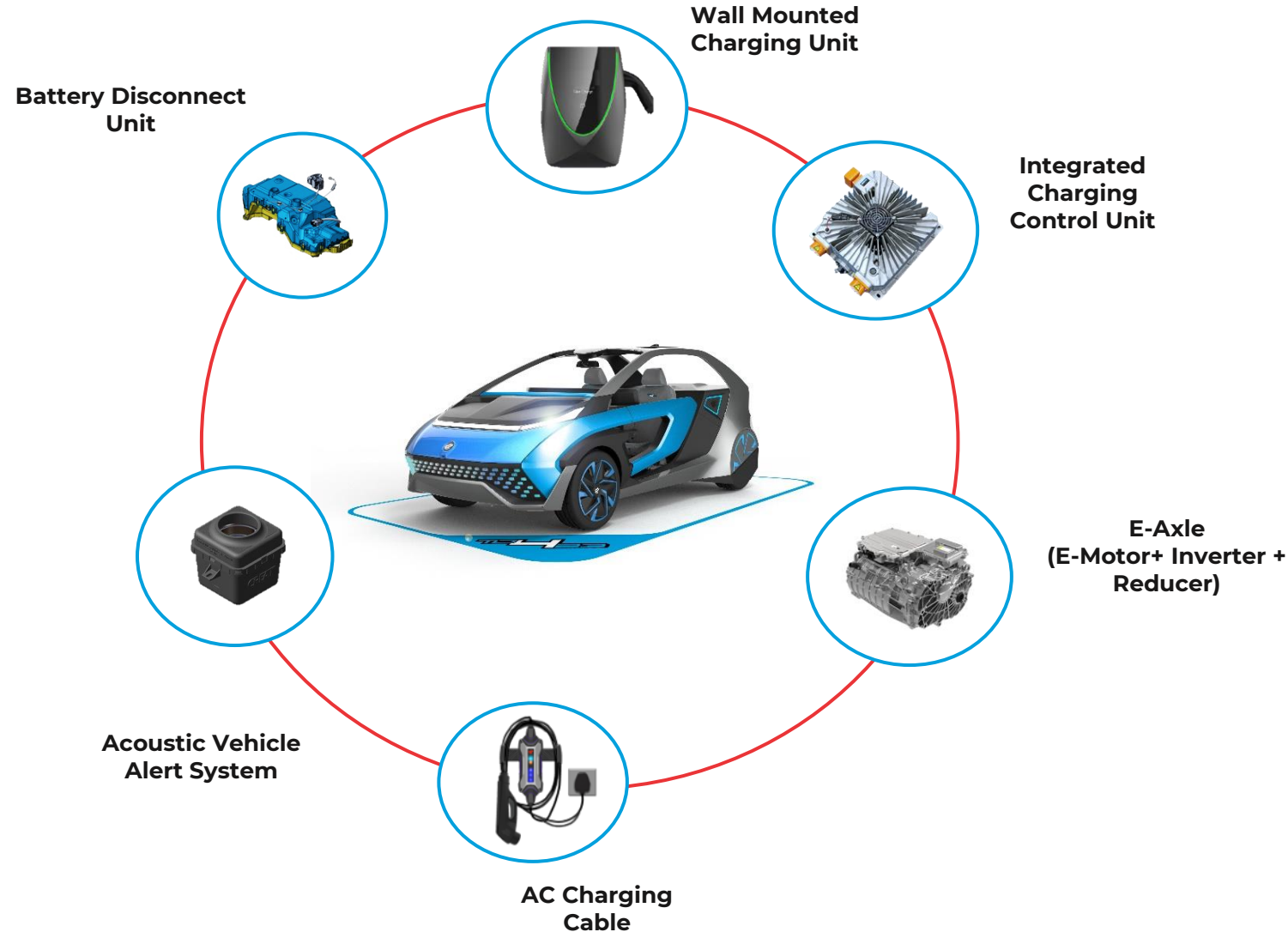
## Low Voltage EV Products (48V to 96V)



Potential Kit Value (EV 2W) (in INR)



# EV Strategy for Four Wheeler



## Under Production/Orders Won

- 1 Battery Disconnect Unit
- 2 AC Charging Cable
- 3 Integrated Charging Control Unit (OBC + DC DC + PDU) ( Low Voltage)
- 4 EVSE-Wall Mount Charging Unit
- 5 Electric Drive Unit (EDU)/e-Axle (E-Motor+ Inverter+ Reducer)

## Under Self Development/TLA Done

- 6 Acoustic Vehicle Alert System
- 7 Integrated Charging Control Unit (OBC + DC DC + PDU) (High Voltage)



# Project Expansion Update

Sr	Product Line	Entity	Total Cost (In Rs Crs)	Location	Capacity	Expected SOP	Update
1	4W Alloy Wheels	Uno Minda Ltd	542	Kharkhoda	120k Wheel p.m.	Q2 FY26 Phase 1	Project under implementation To be spend over 5 years
2	4W Alloy Wheels	Minda Kosei Aluminum (Now UML)	190	Bawal	60k Wheels p.m.	Q4 FY25 Phase 1	Land Acquired. 30K started in Q4 FY25
3	2W Alloy Wheels	Uno Minda Ltd	300	Supa	2 Mn wheel pa	Q1 FY26	Commissioned
4	4W Lighting	Uno Minda Ltd	400 (Phase I – 230 Cr)	Pune	New Lighting Facility	Q3 FY25 Phase 1	Phase 1 Commenced. To be spend over 5 yrs
5	4W Lighting	PTMA	210	Indonesia	Expansion cum Shifting	Q4 FY26 Phase 1	Project under implementation
6	4W Switches	Uno Mindarika	120	Farrukhnagar	Shifting Cum Expansion	Q3 FY27	Project under implementation
7	Sunroof	Uno Minda Ltd	63	Bawal	New Facility	Q4 FY27	Project under implementation

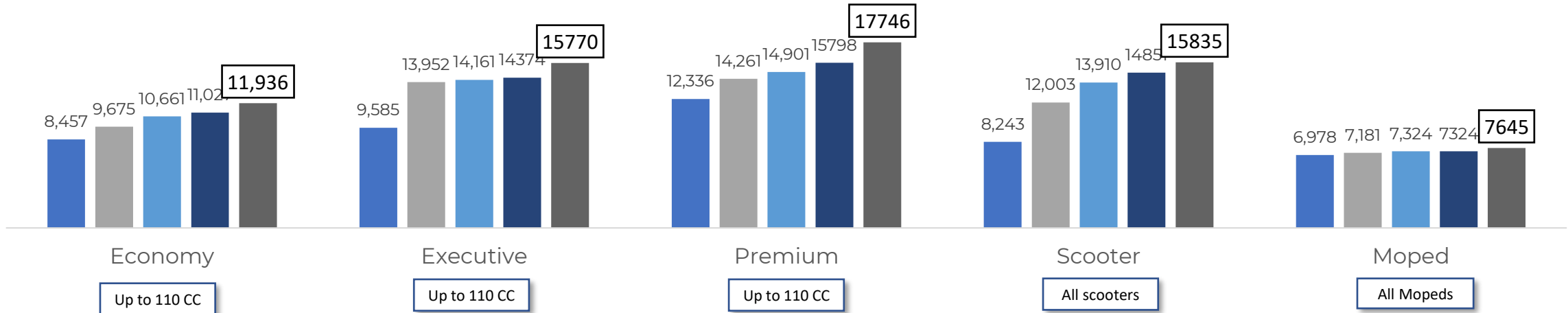
# Project Expansion Update

Sr	Product Line	Entity	Total Cost (In Crs)	Location	Capacity	Expected SOP	Update
8	Airbags	TG Minda (JV)	283	Harohalli	Greenfield	Q1 FY27	Project under Implementation
9	Casting	Uno Minda Ltd	72	Hosur	Expansion	Q4 FY 26	Project under Implementation
10	2W Alloy Wheels	Uno Minda Ltd	200	Bawal	Expansion	Q2 FY 27	Project Announced
11	EV Powertrain Products	Uno Minda Auto Innovations Pvt Ltd	423	Khed	New Facility	Q2 FY 27 Phase 1	Project Announced
12	2W Lighting	Uno Minda Ltd	233	Kharkhoda	Shifting cum Expansion	Q3 FY27	Project Announced
<b>Total</b>			<b>3,036</b>				

# POTENTIAL KIT VALUE (ICE)\* – UNO MINDA

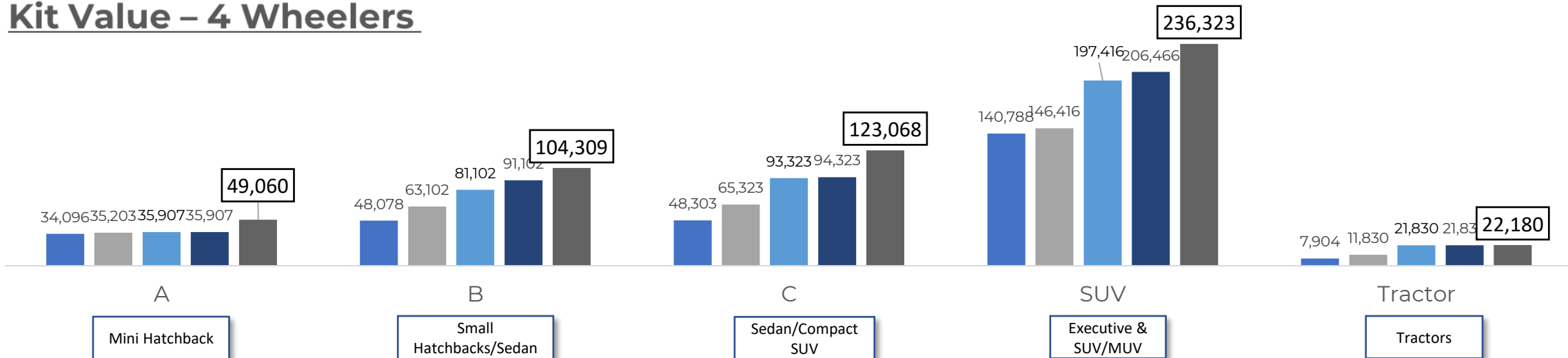
## Kit Value – 2 Wheelers

As at the end of FY ■ 2021 ■ 2022 ■ 2023 ■ 2024 ■ 2025



As at the end of FY ■ 2021 ■ 2022 ■ 2023 ■ 2024 ■ 2025

## Kit Value – 4 Wheelers



\*Potential is calculated on basis that all products manufactured by Uno Minda which can be supplied in the vehicle.



# Corporate Social Responsibility Initiatives



Blanket Donation Driver



HP-CLAP (Continued Learning Access Program) in collaboration with Uno Minda



**Inaugurated its 18th Samarth Jyoti Center in Kaggalahalli, Harohalli, Karnataka**



12th Valedictory Function at the Samarth-Jyoti Center in Vadakkupattu, Chennai



Supported Self Help Group  
Making bags from seating waste



# ANNEXURES



# CONSOLIDATED PROFIT & LOSS STATEMENT

Particulars (Rs. Cr)	Q4 FY 25	Q3 FY 25	QoQ%	Q4 FY 24	YoY%	FY25	FY24	YoY%
<b>Revenue from Operations</b>	<b>4,528</b>	<b>4,184</b>	<b>8%</b>	<b>3,794</b>	<b>19%</b>	<b>16,775</b>	<b>14,031</b>	<b>20%</b>
Raw Material	2,914	2,740		2,410		10,868	9,064	
Employee Cost	586	534		452		2,165	1,779	
Other Expenses	501	453		459		1,868	1,603	
<b>EBITDA</b>	<b>527</b>	<b>457</b>	<b>15%</b>	<b>474</b>	<b>11%</b>	<b>1,874</b>	<b>1,585</b>	<b>18%</b>
<b>EBITDA Margin</b>	<b>11.63%</b>	<b>10.9%</b>	<b>71 bps</b>	<b>12.49%</b>	<b>-86 bps</b>	<b>11.17%</b>	<b>11.30%</b>	<b>-13 bps</b>
Other Income	8	8		9		29	34	
Depreciation	165	158		149		615	526	
<b>EBIT</b>	<b>370</b>	<b>308</b>	<b>20%</b>	<b>334</b>	<b>11%</b>	<b>1,288</b>	<b>1,093</b>	<b>18%</b>
<b>EBIT Margin</b>	<b>8.2%</b>	<b>7.4%</b>	<b>81 bps</b>	<b>8.8%</b>	<b>-64 bps</b>	<b>7.7%</b>	<b>7.8%</b>	<b>-11 bps</b>
Finance Cost	41	47		32		170	113	
<b>PBT before Share of Profit of associates/ JVs</b>	<b>329</b>	<b>261</b>	<b>26%</b>	<b>302</b>	<b>9%</b>	<b>1,118</b>	<b>980</b>	<b>14%</b>
<b>PBT Margin %</b>	<b>7.3%</b>	<b>6.2%</b>	<b>104 bps</b>	<b>8.0%</b>	<b>-70 bps</b>	<b>6.7%</b>	<b>7.0%</b>	<b>-32 bps</b>
Tax	94	47		85		286	267	
<b>PAT before Share of Profit of associates/ JVs</b>	<b>235</b>	<b>214</b>	<b>10%</b>	<b>244</b>	<b>-4%</b>	<b>840</b>	<b>739</b>	<b>14%</b>
<b>PAT Margin %</b>	<b>5.18%</b>	<b>5.1%</b>	<b>7 bps</b>	<b>6.42%</b>	<b>-124 bps</b>	<b>5.01%</b>	<b>5.27%</b>	<b>-26 bps</b>
Share of Profit of associates/ JVs	55	40		58		180	185	
<b>PAT after share of Profit of associates/ JVs</b>	<b>289</b>	<b>254</b>	<b>14%</b>	<b>302</b>	<b>-4%</b>	<b>1,021</b>	<b>925</b>	<b>10%</b>
<b>PAT attributable to:</b>								
- Owners of UML	266	233	14%	284	-6%	943	875	8%
- Non Controlling Interests	23	22		18		78	49	
Other Comprehensive Income	-46	-21		23		-88	-38	
<b>Total Comprehensive Income for UML</b>	<b>219</b>	<b>212</b>	<b>4%</b>	<b>307</b>	<b>-28%</b>	<b>856</b>	<b>837</b>	<b>2%</b>
<b>TCI Margin %</b>	<b>4.8%</b>	<b>5.1%</b>	<b>-22 bps</b>	<b>8.1%</b>	<b>-324 bps</b>	<b>5.1%</b>	<b>6.0%</b>	<b>-87 bps</b>
Total Comprehensive Income for Non Controlling Interests	24	22		18		77	50	
<b>PAT (UML share excluding exceptional income)</b>	<b>266</b>	<b>233</b>	<b>14%</b>	<b>265</b>	<b>1%</b>	<b>936</b>	<b>855</b>	<b>9%</b>
EPS (Diluted)	4.62	4.04		4.95		16.37	15.24	

# Financial Summary ( Last 5 Years)

Particulars	Unit	FY25	FY24	FY23	FY22	FY21
Consolidated Revenue	INR Cr	16,775	14,031	11,236	8,313	6,374
EBITDA	INR Cr	1,874	1,585	1,242	885	725
EBITDA Margin	%	11.2	11.3	11.1	10.6	11.4
PAT (UML Share)	INR Cr	943	875	654	356	207
Net UML profit margin	%	5.6	6.2	5.8	4.3	3.2
Net Worth	INR Cr	6,113	5,265	4,434	3,765	2,563
EPS	INR	16.4	15.3	11.4	6.3	3.7
Dividend Payout ratio	%	13.7	13.0	13.1	12.0	11.2
ROCE	%	18.9	19.8	19.2	15.8	13.1
ROE	%	17.7	19.3	17.2	12.5	10.0
Net Debt to Equity	x	0.34	0.25	0.24	0.15	0.31
Current Ratio	x	1.3	1.2	1.2	1.3	1.0
Debt Service Coverage Ratio	x	3.83	4.30	3.97	2.22	2.35
Fixed Assets Turnover Ratio	x	4.2	4.3	4.1	3.3	2.6



# ABOUT UNO MINDA





# ABOUT UNO MINDA



## UNO MINDA

**A Leading Auto Component & Systems Player,  
Since 1958**

**₹ 205B** (\$ 2.40 B)\*

\*Group Turnover (FY24-25)

**TOP 200**

BSE/NSE listed companies

**74**

Plants Globally

**25+**

JV / TLA

**32,000+**

Employees

**26**

Product Lines

## VISION

To be a **Sustainable Global** organization that **enhances** value for all its **Stakeholders**, attains **Technology Leadership** and cares for its people like a **Family**.

## VALUES



**Customer is Supreme**



**Live Quality**



**Respect for Individual**



**Respect for  
Work-place Ethics**



**Encourage Creativity and Innovation to drive people, process & products**



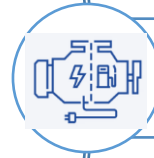
Uno Minda Limited is one of the leading manufacturers of auto components and systems with leadership across key product segments.



The company has a well diversified product portfolio with marquee clientele, both globally and domestically



Diversified across product divisions (Acoustics, Switches, Castings, Lighting and others), segments (4Ws & 2Ws) and geographies (International & Domestic) and channels (replacement & OEM)



Product portfolio is well insulated from any foreseeable market disruptions, with an ICE-EV agnostic product portfolio and constantly increasing kit value, leading to higher wallet share with OEMs



The company has been steadily growing its global presence through sustained capacity additions and channel expansions



Strong R&D focus and infrastructure helps in in-house product development and localization of products

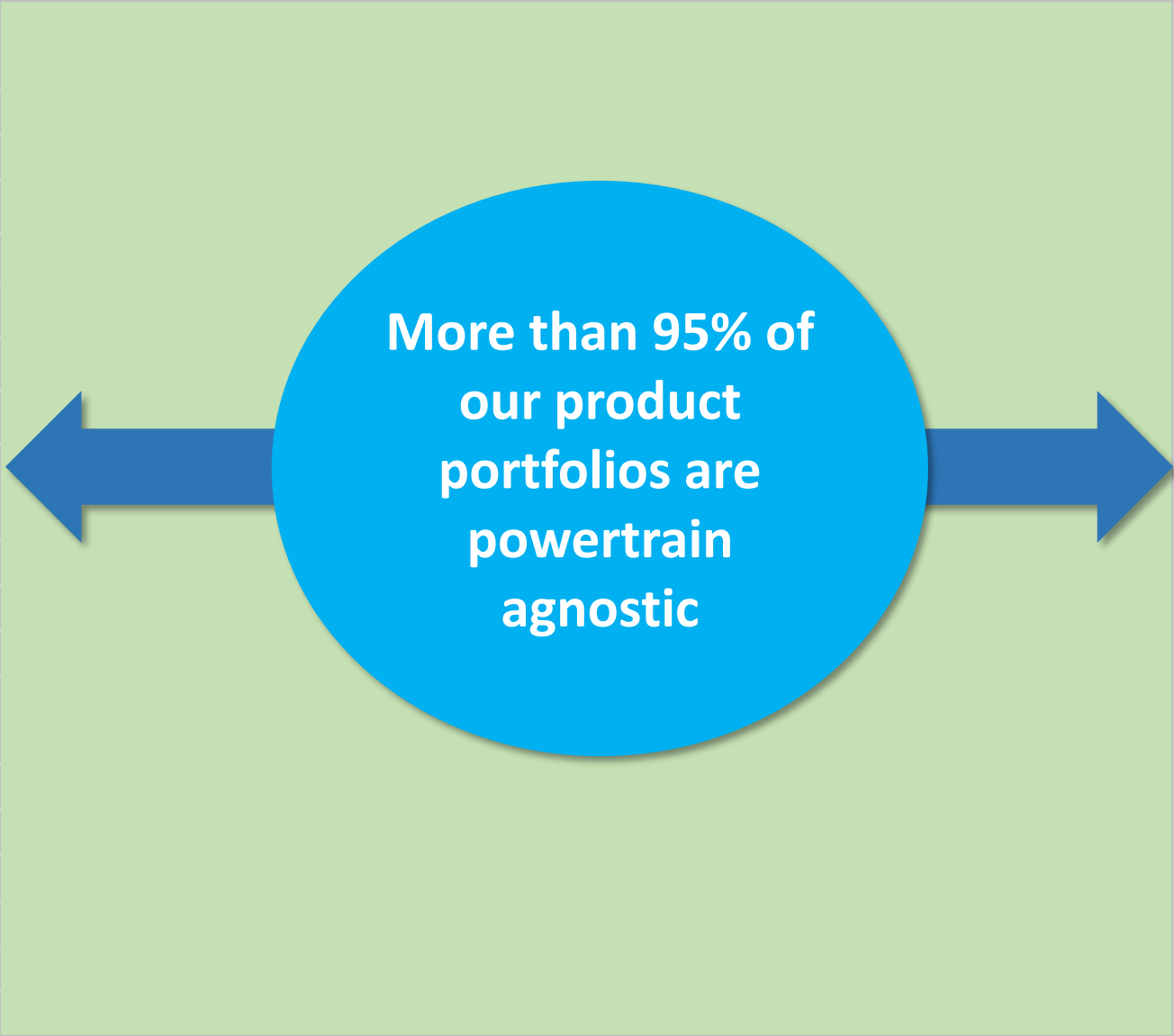


Track record of robust financial performance and delivering strong shareholder returns, supported by reputed promoters with rich experience and backed by professional management team







# Domains & Product Groups



# Engine agnostic portfolio with potential upside from EV transition

Domains	Product Lines	ICE	Alternate Fuel Systems	Hybrid	BEV
Electronic & Control Systems	4W Switches & HVAC				
	Seat Belts				
	Shifters				
	Infotainment Systems				
ADAS, Controllers and Sensors	Sensors				
	Controllers				
	RPAS & ADAS				
	Cameras				
	Telematics & TCU				
Safety & Comfort Systems	Steering Wheel with Airbags				
	Body Sealing				
	EA Pad				
	Air Ducts & Washer Bottle				
	Spoiler				
	Seats				
	Horns				
	Speakers				
	Brake Hoses				
Lighting & Alternate Fuel	Lamps				
Light Metal & Power Train	Alloy Wheels				
	Casting				
Battery	Lead Acid Battery				

# UML's Powertrain Focused Portfolio

Domains	Product Lines	 ICE	 H2 ICE	 CNG	 PHEV	 HEV	 BEV
Electronic & Control Systems	Portable Charging Unit				●		●
	Wall Mount Charger (EVSE)				●		●
Safety & Comfort Systems	Fuel Hoses/Fuel cap	●		●	●	●	
Lighting & Alternate Fuel	Alternate Fuel Systems		●	●			
Light Metal & Power Train	Air Filtration Systems	●	●	●	●	●	
	Canisters	●		●	●	●	
4W EV*	Combined Charging Unit (CCU)				●		●
	E-Motor/Generator				●	●	●
	E-Axle (EDU)				●	●	●
	Inverter				●	●	●
	Multi function Controllers						●

\* Upcoming portfolio

# GLOBAL PRESENCE



## Strategic Manufacturing Location

**68**  
Plants

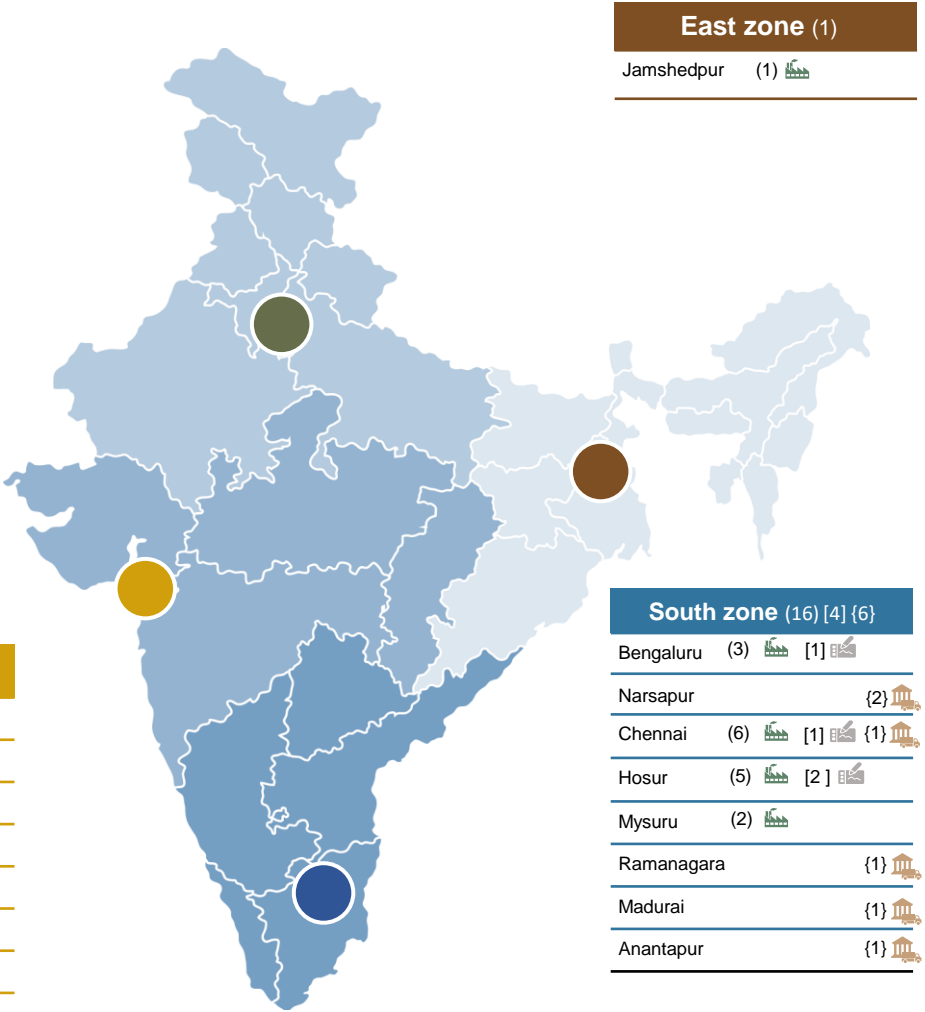
**29**  
Engg. Centers

**HO** **Head Office**

**RO** **Reg. Office**

**14**  
Warehouses

North zone. (31) [17] {1}			
Manesar	(8)	[6]	<b>HO</b>
Bawal	(10)	[5]	
Neemrana	(1)		
Bhiwadi	(1)		
Delhi		{1}	<b>RO</b>
Bahadurgarh	(2)	[1]	
Sonipat	(1)		
Pantnagar	(3)	[1]	
Haridwar	(1)		
Farukhnagar	(2)	[1]	
Gurugram		[3]	
Baddi	(1)		
G. Noida	(1)		



West zone (20) [8] {7}			
Gujarat	(8)	{4}	
Pune/Chakan	(7)	[ 8 ]	{2}
Waluj	(1)		
Pithampur	(1)		
Ranjangaon	(1)		
Supa	(1)		
Nasik		{1}	
Khed	(1)		

## Growing International Presence

**6**  
Plants

**7 Sales Office**

**8**  
Engg. Centers

**1**  
Warehouse



North & South America (2)		Europe (2) [7] {1}		Asia (w/o India) (2) [1]	
Mexico (Queretaro)	(1)	France (Epernon)		Indonesia (Karawang)	(1)
Colombia (Manizales)	(1)	Spain (La Carolina, Bilbao)(1)  [1]		Taiwan (Tainan).	(1)
		Germany (Reutlingen, Munich)(1)  [6]  {1}		Thailand (Bangkok)	
				Vietnam (Vin Phuc)	(1)
				Japan (Nagoya)	
				South Korea (Pyeongtaek)	



# TOP MANAGEMENT TEAM



**Mr. Nirmal K Minda**  
Chairman



**Mr. Ravi Mehra**  
Managing Director



**Mr. Amit Jain**  
Group Chief Technical  
Officer



**Mr. A.G. Giridharan**  
CEO- Safety & Comfort  
Systems Domain



**Mr. Kundan K Jha**  
CEO, Light Metal &  
Powertrain Systems  
Domain



**Mr. Naveesh Garg**  
CEO- Electronics and  
Control Systems Domain



**Mr. Rakesh Kher**  
CEO – Aftermarket  
Domain & CSO



**Mr. Sunil Bohra**  
Group CFO,CPO & Head  
Corporate Affairs



**Mr. Vivek Jindal**  
CEO – Light & Acoustic  
Systems Domain



**Mr. Ashok Taneja**  
Group Advisor



**Mr. Navin Paul**  
Group Advisor

# In-house R&D helps drive Innovation...



UNO MINDA

DRIVING THE NEW

## Two-tier Engineering Organization

### Central R&D Centre With A Focus On Advanced & Future Technology

Pune, Gurugram, Chennai, Hosur & Bangalore	India
Regensburg, Munich, Ingolstadt-1, Wolfsburg -2, Osnabruck-1	Germany
Bilbao	Spain

### Product-focused Business Engineering Teams

2W Switch, Mindarika, 4W Lighting, Minda Westport, Acoustic, Minda Nabtesco	Manesar
Minda Kosei, Minda Kyoraku, Toyoda Gosei Minda, Minda Onkyo, Uno Minda Buehler Motors	Bawal
2W Lighting	Bahadurgarh
Sensor, Controller, 2W Switch, 4W Lighting, ADAS, Mindarika	Pune
Uno Minda EV Systems	Farukhnagar
Seating	Hosur
Minda Storage Batteries	Pantnagar
2W Alloy Wheels	Supa, Ahmednagar
Densoten Minda	Gurugram
4W lighting	Japan
4W lighting	South Korea
4W lighting	Taiwan
Clartorn horn	Spain
Munich-1, Reutlingen-1, Regensburg-1	Germany

Europe

India



Camera Lens Active Alignment



Acoustics Lab



Photometry Lab



EMI/EMC Electrical Test Facility



Environment Test Facility

## State Of Art Validation & Test Facilities



>1200  
NPD  
Engineers



252  
Patents  
Granted



37  
R&D and  
Engineering Centers



444  
Patent Filed

+

463  
Design Application Filed

# UNO MINDA – Central R&D and Design Studio



Uno Minda's first flagship centre for research engineering and advance technologies.

**MISSION:** Attain Technology Leadership with Ingenious CREATors to **Innovate for the future of mobility** focusing on Value Creation, Quality, and Process.

**400+**  
Engineers

**5**  
Locations


**75+**  
R&D Projects



An independent creative design studio that offers best-in-class creative services for mobility products and systems.



TRANSPORTATION DESIGN



DIGITAL SCULPTING



UI/UX DESIGN



DESIGN STRATEGY



PROTOTYPING

## Locations



Pune, India



Gurgaon, India



Chennai & Hosur,  
India



Regensburg, Germany

## Focus



### PERSONALIZED

Wireless Chargers | USB & Data Port  
Chargers | Smart Switches | Seats with  
Mechanisms | Interior & Exterior Lighting  
| E Horns



### CONNECTED

Telematics Control Unit |  
IoT Platform



### AUTONOMOUS

Automotive Cameras | Ultrasonic  
Sensors | Driver Monitoring  
System | ADAS Controllers



### ELECTRIFIED

AC Chargers | AC – DC Chargers |  
DC DC Converter | AVAS

## Key functional Competencies

- Product Planning
- Technical Sales
- Simulation based Engineering
- Prototyping
- System Req & Architecture
- Functional / Sys Validation
- Mechanical
- Hardware & Layout
- Software
- Functional Safety
- New Product Control
- Engineering Quality
- Product Costing
- Manufacturing Engineering



**Strengthening  
R&D**

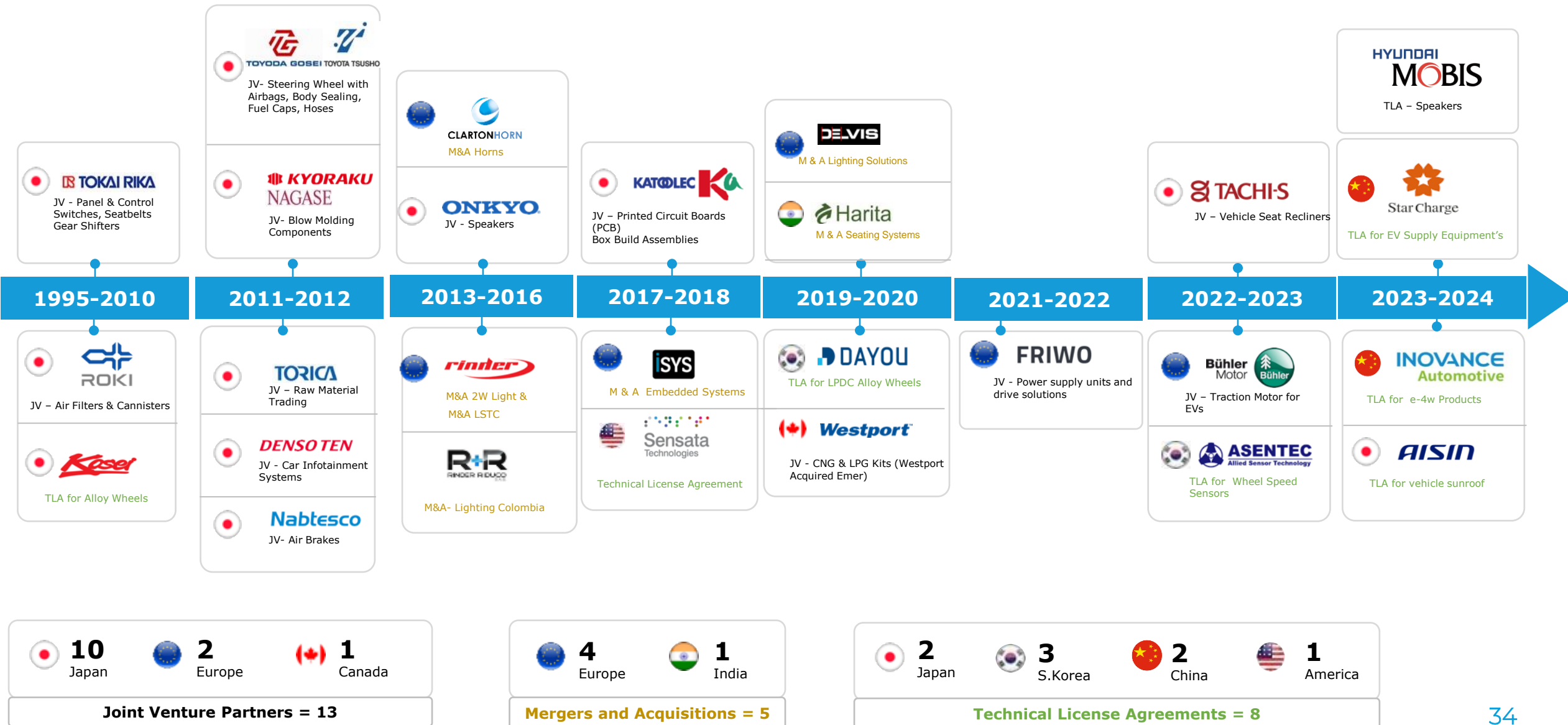
## Advanced Technology Group

Focused on long horizon Technology projects  
(>3 Years)

## Group Global Centre for Embedded & Software Technology

Focused on supporting embedded competency build-up for business

# Nurturing Partnerships and Affiliations





# Environmental, Social & Governance (ESG)



## Environmental

**More than 90% of plants ISO 14001 & ISO 45001 certified**  
(Environmental & OHS Management System)

Energy and Emissions

Water Management

Waste Management



## Social

**Vision to enable Employee and Community Well-Being with following organizational goals:**

Community Well Being (CSR)

Employee Well Being



## Corporate Governance

Policies governing our business

Ethics and compliances

Economic Value Creation



**15% Renewable Energy Share – FY 23-24**

- 60% Renewable energy share by 2030
- Carbon Neutral Operations by 2040
- Carbon Net Zero by 2050



## Our Journey

**2007**



Seva Kendra, Bagla, Hisar Haryana, Skills Centre

**2010**



MDMMS, Bagla Haryana Sr. Sec. School

**2012**



Samarth – Jyoti Project

**2016**



SLMCH, Bagla Haryana Charitable Hospital

**2019**



TSNMS, Kadi Gujarat Sr. Sec. School

**2024**



TSNMS, Poonapalli, Hosur Sr. Sec. School

**Suman Nirmal Minda Foundation** operates in Education, Vocational Training, Healthcare, and Community Development. Projects include Community Schools, Remedial classes, IT skill programs, and vocational training for children, girls, boys, and women in need. There are 17 CSR Centres in 7 states, along with three Sr. Secondary Schools and a Hospital providing quality education and healthcare support to communities.

## Thematic Areas



**Skill Development**



**Education**



**Community Wellbeing**



**Preventive & Curative Health Care**



## ESG Targets

- ✓ **60% Renewable energy share by 2030**
- ✓ **Carbon Neutral Operations by 2040**
  - ✓ **Carbon Net Zero by 2050**

### Environment

- **CO<sub>2</sub> Footprint Reduction**  
*Rooftop Solar Installation, Electricity Via Open Access (Solar+ Wind), Dual Fuel Kit, PNG Genset, Energy Saving Projects*
- **Water Reduction**  
*ZLD, Rain Water Harvesting, Recycling, Conservation*
- **Hazardous Waste Reduction**
- **Non Hazardous waste reduction**
- **Waste to landfill**

### Social

- **Lost time Injury Case (> 48 Hrs.)**
- **Non Lost time Injury (< 48 Hrs.)**
- **Schools, Hospitals, Vocational Training Centre for Underprivileged**
- **Volunteer participation of staff in CSR activities**
- **Gender Diversity**

### Governance

- **Robust Governance Mechanism**
- **Compliance with all applicable laws and regulations**
- **Prioritizing Minority Interest**
- **Strong Capital Allocation Policy**

# Awards & Recognitions

## Customer Awards

2024-25

QUALITY

DELIVERY

BEST SUPPLIER

PARTNER AWARD

COST COMPETITIVENESS

BUSINESS EXCELLENCE



42\*



Mr. Nirmal K Minda, CMD, Uno Minda Limited, has been awarded the prestigious **HURUN Self-made Entrepreneur Award**, 2023!



Dr. Suman Minda, Chairperson of Uno Minda's CSR Wing, has been honoured with the prestigious **Golden Peacock Award** for Social Leadership for her impactful work in social welfare and community development.



Uno Minda has secured its **place among India's top 50 innovative companies** in manufacturing, receiving recognition from CII for our pioneering work in automotive technologies for the second consecutive year.



Uno Minda is proud to secure the **Great Place To Work® (GPTW)** Certification for the fourth consecutive year in 2024!



Uno Minda has been honoured with the prestigious **Intellectual Property Award** for 2023 in the 'Top Indian Company for Design' category.



The CSR wing of Uno Minda Group received "**CSR Excellence in Women Empowerment**" for its Project "Samarth-Jyoti" during the India CSR & Sustainability Conclave 2023 for excellent accomplishments of work for women.

## Certifications





# Thank You

## Corporate Office

**Address:** Village Nawada Fatehpur, P.O. Sikanderpur Badda, Manesar, Gurgaon – 122004, India.

**Website:** [www.unominda.com](http://www.unominda.com)

## For further information, please contact

**Mr. Ankur Modi**

Vice President

Head Treasury and Communication

[amodi@unominda.com](mailto:amodi@unominda.com)

## Follow us on

